

# 2022 Q3 Market Update

## Reston Single Family Homes

### 1st 3 Quarters and Current Statistics



All segments of the Reston Real Estate Market have shown exceptional gains during the first portion of this year's market. As measured against any previous year, the growth is extraordinary.

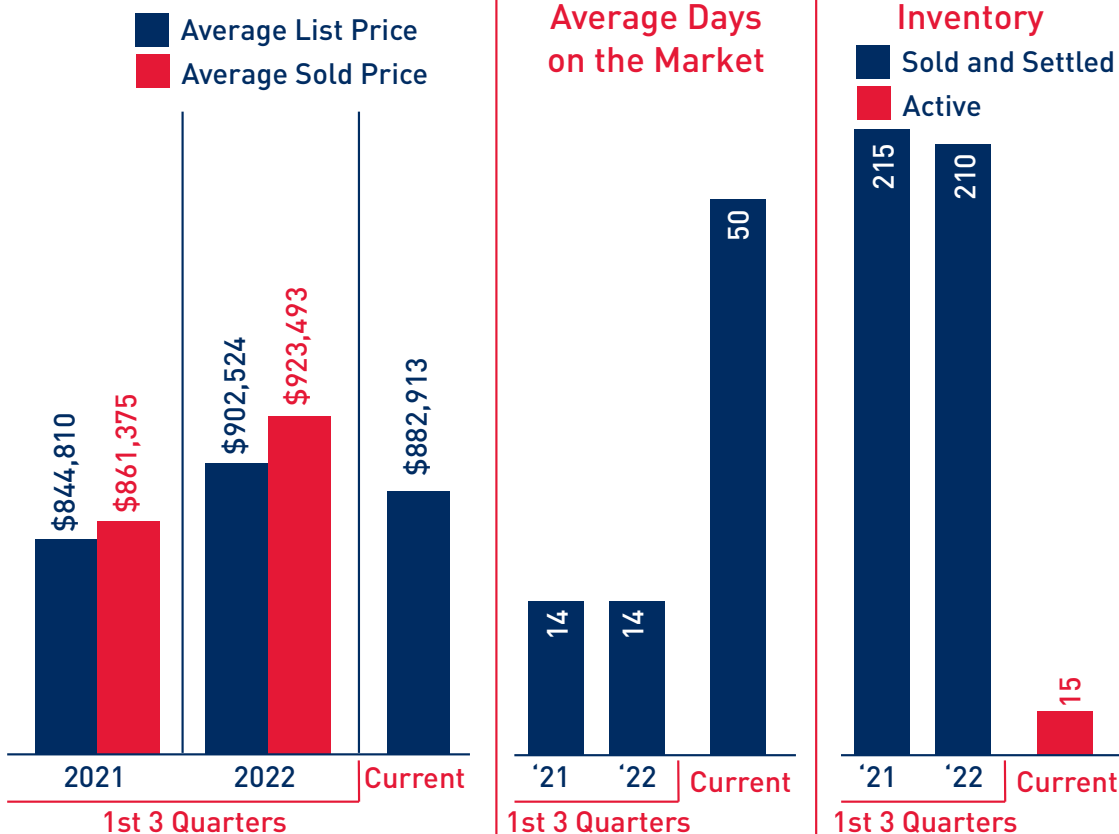
As our economy emerges from the pandemic, there are factors that will put the brakes on this growth. Data analyzed here for 2022 is a result of activity in the earlier part of the year, as it takes time for transactions to move to settlement and even longer for that information to post publicly. *This data reflects the intensity that was in the market during the first half of the year.* That intensity has diminished dramatically. You will observe some indicators of that in the increased days on the market for all sectors.

While we expect rapidly rising interest rates to continue cooling the market, we do not anticipate the Reston market to give back all of these impressive gains. While the market will soften, we expect there will be continued demand for housing in our thriving community.

*Having experienced many market changes, we have developed strong strategies to support your real estate needs. We look forward to answering your questions and working with you to achieve your goals.*

## Single Family Reston Homes – Whole Market Data

All Reston Zip Codes



### The Gusto Is Gone!

Data lags primarily because sold data takes several months to post. As a result:

- sellers look at prices achieved in the intensity of the market and list their homes there; and
- days on the market increase because buyers are now reluctant to pay those prices.

The stats are strong! The market is not bad – unless you ignore current conditions. As the market softens, we rarely give back all of the gains. Prices will come down a bit, but they won't give up years of growth.

*We work intensely to assist our clients in understanding what is happening in the current market and helping them see the benefit in deciding on pricing based on achievable levels. We also help our buyers find the values in a softening market.*

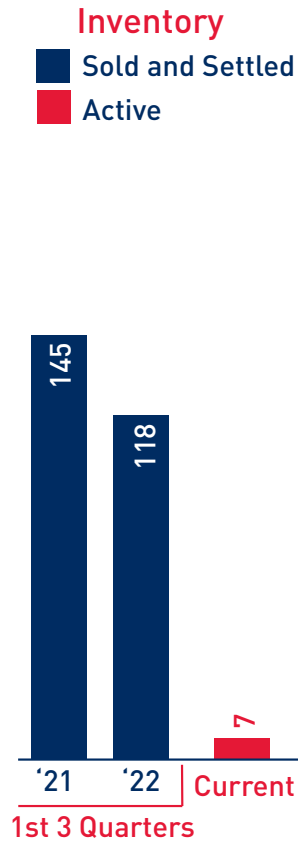

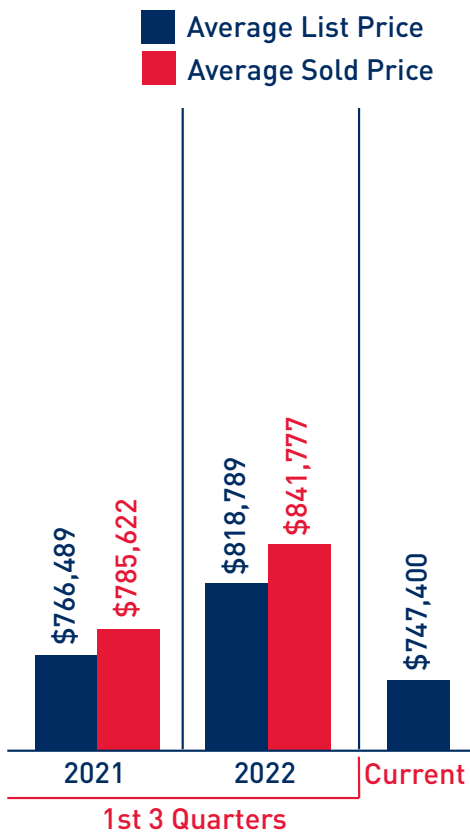
## Call The O'Gorman Team Today

If your property is currently listed with a Realtor, this is not a solicitation of that listing.

## 703-472-7040

[www.theogormanteam.com](http://www.theogormanteam.com)

# Single Family Homes in Zip Code 20191



*Congrats Margaret!*

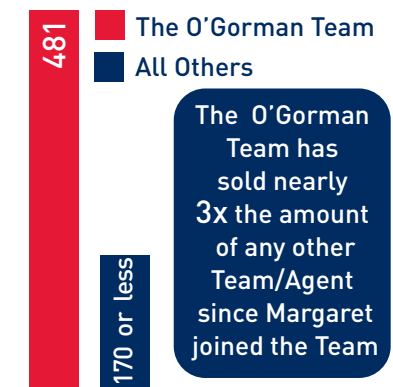


## 15 Years On The O'Gorman Team!

Margaret's experience spans the Housing Bubble, the Burst, and the Great Recession. Her expertise transcends all conditions, including current market trends and conditions.

The O'Gorman Team has **sold nearly 3 times as many** single family and townhomes as any other team/agent since Margaret joined the O'Gorman Team!

### Single Family & Townhome Sales in Reston: Last 15 Years



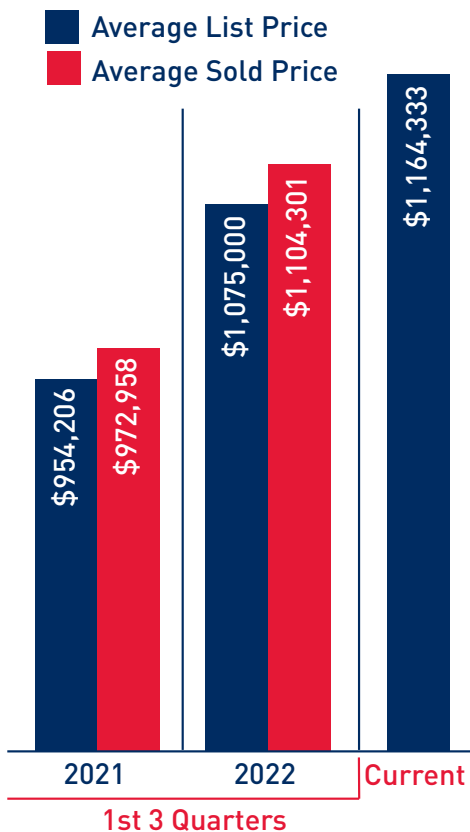


The O'Gorman Team has sold nearly 3X the amount of any other Team/Agent since Margaret joined the Team

- Sound Strategy
- Vast Experience
- Personalized Service
- Reliable Results

Give Margaret a call for a complimentary consultation today!

# Single Family Homes in Zip Code 20194



Call The O'Gorman Team Today

703-472-7040  
www.theogormanteam.com

If your property is currently listed with a Realtor, this is not a solicitation of that listing.

# 2022 Listings: Detached Homes in Zip Code 20191

Properties Listed January 1 - October 1, 2022

| Status | Address                  | List Price  | Sold Price  | Subsidy  | Style                       | BR | FB | HB | DOM/CDOM  |
|--------|--------------------------|-------------|-------------|----------|-----------------------------|----|----|----|-----------|
| ACT    | 11710 Blue Smoke Trl     | \$825,000   |             |          | Colonial, Transitional      | 4  | 2  | 1  | 10 / 10   |
| ACT    | 11823 Blue Spruce Rd     | \$799,900   |             |          | Contemporary, Ranch/Rambler | 4  | 3  |    | 4 / 4     |
| ACT    | 2514 Fauquier Ln         | \$639,000   |             |          | Colonial                    | 4  | 2  |    | 25 / 25   |
| ACT    | 10801 Midsummer Dr       | \$889,000   |             |          | Ranch/Rambler               | 5  | 3  |    | 73 / 193  |
| ACT    | 2302 Staley Rd           | \$650,000   |             |          | Ranch/Rambler               | 3  | 2  |    | 150 / 150 |
| ACT    | 12105 Stirrup Rd         | \$724,900   |             |          | Colonial                    | 4  | 2  | 1  | 5 / 5     |
| ACT    | 2502 Woodcutter Ct       | \$740,000   |             |          | Contemporary                | 4  | 2  | 1  | 19 / 19   |
| A/C    | 11615 Sourwood Ln        | \$839,900   |             |          | Split Level                 | 5  | 3  |    | 9 / 9     |
| PND    | 10706 Cross School Rd    | \$825,000   |             |          | Colonial                    | 5  | 3  | 1  | 12 / 12   |
| PND    | 2521 Freetown Dr         | \$550,000   |             |          | Contemporary                | 3  | 2  | 1  | 4 / 4     |
| PND    | 2400 Jackstay Ter        | \$875,000   |             |          | Traditional                 | 5  | 3  | 1  | 1 / 1     |
| PND    | 11407 Running Cedar Rd   | \$775,000   |             |          | Colonial                    | 4  | 2  | 1  | 2 / 47    |
| PND    | 11419 Tanbark Dr         | \$849,900   |             |          | Colonial                    | 4  | 2  | 1  | 6 / 6     |
| PND    | 11426 Tanbark Dr         | \$795,000   |             |          | Colonial                    | 4  | 2  | 1  | 33 / 33   |
| PND    | 12007 Turf Ln            | \$924,900   |             |          | Colonial                    | 3  | 3  | 2  | 3 / 3     |
| CLS    | 12004 Aintree Ln         | \$950,000   | \$1,108,208 |          | Contemporary                | 5  | 3  |    | 7 / 7     |
| CLS    | 12265 Angel Wing Ct      | \$799,786   | \$800,000   |          | Colonial                    | 4  | 3  | 1  | 9 / 9     |
| CLS    | 2298 Archdale Rd         | \$800,000   | \$825,000   |          | Colonial                    | 4  | 2  | 1  | 3 / 9     |
| CLS    | 2313 Archdale Rd         | \$692,000   | \$740,000   |          | Colonial                    | 4  | 2  | 1  | 4 / 4     |
| CLS    | 2320 Archdale Rd         | \$699,900   | \$657,000   |          | Colonial                    | 4  | 2  | 1  | 43 / 49   |
| CLS    | 2316 Ballycairne Ct      | \$725,000   | \$780,000   |          | Colonial                    | 4  | 2  | 1  | 4 / 4     |
| CLS    | 2109 S Bay Ln            | \$900,000   | \$865,000   |          | Contemporary                | 3  | 2  | 1  | 9 / 9     |
| CLS    | 2029 Beacon              | \$839,900   | \$800,000   |          | Contemporary                | 3  | 2  | 1  | 85 / 85   |
| CLS    | 2044 Beacon Pl           | \$1,050,000 | \$1,000,000 |          | Contemporary                | 4  | 3  | 1  | 21 / 21   |
| CLS    | 2411 Black Cap Ln        | \$874,500   | \$976,500   |          | Split Level                 | 4  | 3  |    | 5 / 5     |
| CLS    | 11828 Blue Spruce Rd     | \$829,900   | \$875,000   |          | Contemporary                | 4  | 2  | 1  | 3 / 3     |
| CLS    | 2420 Bramblebush Ct      | \$799,900   | \$820,000   |          | Colonial                    | 5  | 3  | 1  | 17 / 17   |
| CLS    | 2407 Bugle Ln            | \$679,999   | \$764,000   | \$7,000  | Ranch/Rambler               | 4  | 3  |    | 7 / 7     |
| CLS    | 2201 Burgee Ct           | \$2,050,000 | \$2,000,000 |          | Contemporary                | 4  | 3  | 1  | 6 / 6     |
| CLS    | 2207 Burgee Ct           | \$1,675,000 | \$1,675,000 |          | Contemporary                | 5  | 5  | 1  | 1 / 1     |
| CLS    | 12013 Canter Ln          | \$859,900   | \$953,088   |          | Contemporary                | 5  | 3  |    | 2 / 2     |
| CLS    | 12024 Canter Ln          | \$884,900   | \$915,000   | \$10,000 | Colonial                    | 4  | 2  | 2  | 4 / 4     |
| CLS    | 2050 Cobblestone Ln      | \$749,900   | \$780,000   |          | Colonial                    | 4  | 3  | 1  | 6 / 6     |
| CLS    | 2079 Cobblestone Ln      | \$699,900   | \$699,900   |          | Traditional                 | 3  | 2  | 1  | 4 / 4     |
| CLS    | 2087 Cobblestone Ln      | \$705,000   | \$705,000   |          | Colonial                    | 4  | 3  | 1  | 1 / 1     |
| CLS    | 2228 Cocquina Dr         | \$479,999   | \$512,000   |          | Split Level                 | 4  | 2  |    | 6 / 6     |
| CLS    | 2285 Cocquina Dr         | \$460,000   | \$460,000   | \$4,600  | Split Foyer, Split Level    | 4  | 2  | 1  | 0 / 0     |
| CLS    | 2288 Cocquina Dr         | \$525,000   | \$525,000   |          | Split Level                 | 4  | 3  |    | 0 / 0     |
| CLS    | 2327 Colts Brook Dr      | \$799,900   | \$760,000   |          | Colonial                    | 4  | 3  | 1  | 10 / 10   |
| CLS    | 2333 Colts Brook Dr      | \$749,900   | \$775,000   |          | Colonial                    | 4  | 3  | 1  | 2 / 2     |
| CLS    | 1809 Cranberry Ln        | \$785,000   | \$750,000   |          | Split Foyer                 | 3  | 3  |    | 31 / 31   |
| CLS    | 1811 Cranberry Ln        | \$725,000   | \$735,000   |          | Split Foyer                 | 3  | 3  |    | 10 / 10   |
| CLS    | 10726 Cross School Rd    | \$879,000   | \$980,000   |          | Contemporary                | 6  | 3  |    | 2 / 2     |
| CLS    | 10809 Cross School Rd    | \$825,000   | \$910,000   |          | Colonial                    | 4  | 3  | 1  | 6 / 6     |
| CLS    | 2605 Deerdell Ln         | \$840,000   | \$825,000   |          | Split Level                 | 5  | 3  |    | 30 / 30   |
| CLS    | 2286 Dositia Ct          | \$750,000   | \$710,000   | \$21,300 | Colonial                    | 5  | 2  | 1  | 25 / 25   |
| CLS    | 2040 Durand Dr           | \$899,900   | \$910,000   |          | Colonial                    | 5  | 2  | 1  | 6 / 6     |
| CLS    | 2400 Earlsate Ct         | \$725,000   | \$728,000   |          | Colonial                    | 4  | 2  | 1  | 7 / 7     |
| CLS    | 2522 Farrier Ln          | \$849,900   | \$885,000   |          | Traditional                 | 5  | 3  | 1  | 5 / 5     |
| CLS    | 2524 Farrier Ln          | \$839,900   | \$831,000   |          | Traditional                 | 4  | 2  | 1  | 7 / 7     |
| CLS    | 11302 Fieldstone Ln      | \$750,000   | \$925,000   |          | Contemporary                | 4  | 2  | 1  | 2 / 2     |
| CLS    | 2617 Fox Mill Rd         | \$1,100,000 | \$1,100,000 |          | Ranch/Rambler               | 4  | 4  |    | 15 / 48   |
| CLS    | 12505 Fox View Way       | \$800,000   | \$868,000   |          | Colonial                    | 4  | 3  | 1  | 4 / 4     |
| CLS    | 12525 Fox View Way       | \$875,000   | \$868,500   |          | Colonial                    | 3  | 3  | 1  | 3 / 3     |
| CLS    | 2510 Foxcroft Way        | \$899,000   | \$966,111   |          | Colonial                    | 5  | 3  |    | 4 / 4     |
| CLS    | 2431 Freetown Dr         | \$850,000   | \$850,000   |          | Contemporary                | 5  | 4  | 1  | 6 / 6     |
| CLS    | 2517 Freetown Dr         | \$759,000   | \$860,100   |          | Contemporary                | 4  | 2  | 1  | 5 / 5     |
| CLS    | 11304 Geddys Ct          | \$599,900   | \$570,000   |          | Contemporary                | 3  | 2  |    | 19 / 19   |
| CLS    | 11129 Glade Dr           | \$865,000   | \$820,000   |          | Contemporary                | 3  | 2  | 1  | 27 / 75   |
| CLS    | 11223 Handlebar Rd       | \$800,000   | \$900,000   |          | Split Foyer                 | 6  | 3  |    | 2 / 2     |
| CLS    | 11232 Handlebar Rd       | \$698,500   | \$750,000   | \$800    | Contemporary                | 4  | 2  | 1  | 2 / 2     |
| CLS    | 11241 Handlebar Rd       | \$775,000   | \$750,000   | \$13,000 | Colonial                    | 4  | 3  | 1  | 9 / 9     |
| CLS    | 11247 Handlebar Rd       | \$700,000   | \$802,500   |          | Split Level                 | 4  | 2  | 1  | 6 / 6     |
| CLS    | 11305 Harborside Cluster | \$900,000   | \$880,000   |          | Contemporary                | 3  | 2  | 1  | 13 / 13   |
| CLS    | 12711 Hitchcock Ct       | \$850,000   | \$900,000   |          | Colonial                    | 5  | 3  |    | 7 / 7     |
| CLS    | 2309 Hurlingham Ln       | \$925,000   | \$935,000   | \$15,000 | Colonial                    | 4  | 3  | 1  | 0 / 0     |
| CLS    | 12406 Kings Lake Dr      | \$674,990   | \$750,000   |          | Split Level                 | 4  | 2  | 1  | 4 / 4     |
| CLS    | 12416 Kings Lake Dr      | \$700,000   | \$830,000   |          | Colonial                    | 4  | 2  | 1  | 4 / 4     |
| CLS    | 10701 Midsummer Dr       | \$895,000   | \$895,000   |          | Colonial                    | 5  | 3  | 1  | 5 / 5     |
| CLS    | 10737 Midsummer Dr       | \$899,000   | \$940,000   |          | Colonial                    | 6  | 3  | 1  | 4 / 4     |

# 2022 Listings: Detached Homes in Zip Code 20191 (cont.)

Properties Listed January 1 - October 1, 2022

| Status | Address                 | List Price  | Sold Price  | Subsidy  | Style                     | BR | FB | HB | DOM/CDOM |
|--------|-------------------------|-------------|-------------|----------|---------------------------|----|----|----|----------|
| CLS    | 2200 Milburn Ln         | \$879,900   | \$900,000   |          | Colonial                  | 4  | 2  | 1  | 3 / 3    |
| CLS    | 2613 Mountain Laurel Pl | \$830,000   | \$811,000   |          | Colonial                  | 4  | 2  | 2  | 5 / 5    |
| CLS    | 11318 Myrtle Ln         | \$700,000   | \$806,962   |          | Ranch/Rambler             | 4  | 3  |    | 7 / 7    |
| CLS    | 12601 Noble Victory Ln  | \$820,000   | \$795,000   |          | Colonial                  | 4  | 3  | 1  | 10 / 10  |
| CLS    | 2304 Nutmeg Ln          | \$775,000   | \$781,000   |          | Contemporary              | 3  | 2  | 1  | 14 / 14  |
| CLS    | 12201 Nutmeg Ln         | \$550,000   | \$575,000   |          | Ranch/Rambler             | 3  | 2  |    | 5 / 5    |
| CLS    | 2352 Old Trail Dr       | \$560,000   | \$615,000   |          | Contemporary              | 3  | 2  | 1  | 3 / 3    |
| CLS    | 10712 Oldfield Dr       | \$735,000   | \$765,000   |          | Split Foyer               | 3  | 3  |    | 4 / 4    |
| CLS    | 10717 Oldfield Dr       | \$839,900   | \$880,000   |          | Colonial                  | 3  | 3  | 1  | 6 / 6    |
| CLS    | 2114 Owls Cove Ln       | \$650,000   | \$650,000   |          | Contemporary              | 3  | 2  | 1  | 1 / 1    |
| CLS    | 2360 Paddock Ln         | \$795,000   | \$825,000   |          | Split Level               | 5  | 3  |    | 11 / 11  |
| CLS    | 2023 Peppermint Ct      | \$1,160,000 | \$1,200,000 |          | Contemporary              | 6  | 4  |    | 8 / 8    |
| CLS    | 2024 Peppermint Ct      | \$1,148,000 | \$1,220,000 |          | Contemp/Mid-Century Mod   | 4  | 3  |    | 4 / 4    |
| CLS    | 2423 Pony Ln            | \$725,000   | \$725,000   |          | Ranch/Rambler             | 4  | 3  |    | 21 / 87  |
| CLS    | 1808 Post Oak Trl       | \$799,000   | \$861,808   |          | Colonial                  | 4  | 3  | 1  | 5 / 5    |
| CLS    | 1839 Post Oak Trl       | \$1,100,000 | \$1,120,000 |          | Contemp, Craftsman, Trad  | 6  | 3  | 1  | 9 / 9    |
| CLS    | 1808 Post Oak Trl       | \$799,000   | \$861,808   |          | Colonial                  | 4  | 3  | 1  | 5 / 5    |
| CLS    | 1839 Post Oak Trl       | \$1,100,000 | \$1,120,000 |          | Contemp, Craftsman, Trad  | 6  | 3  | 1  | 9 / 9    |
| CLS    | 1862 Post Oak Trl       | \$875,000   | \$875,000   | \$10,000 | Colonial                  | 5  | 3  | 1  | 0 / 0    |
| CLS    | 1867 Post Oak Trl       | \$765,000   | \$850,000   |          | Colonial                  | 4  | 2  | 1  | 2 / 2    |
| CLS    | 2276 Quartermaster Ln   | \$1,040,000 | \$1,000,000 |          | Contemporary              | 5  | 3  | 1  | 14 / 36  |
| CLS    | 10905 Quimby Point Ln   | \$845,000   | \$950,000   |          | Colonial                  | 4  | 2  | 1  | 8 / 8    |
| CLS    | 11591 Red Leaf Ct       | \$550,000   | \$540,000   | \$10,000 | Split Foyer               | 4  | 2  |    | 69 / 69  |
| CLS    | 2403 Red Maple Ln       | \$800,000   | \$820,000   |          | Contemporary              | 4  | 3  | 1  | 8 / 8    |
| CLS    | 11807 Riders Ln         | \$799,000   | \$833,000   |          | Contemporary              | 4  | 3  |    | 4 / 4    |
| CLS    | 11933 Riders Ln         | \$995,000   | \$950,000   |          | Colonial                  | 5  | 5  | 2  | 11 / 11  |
| CLS    | 2328 Rosedown Dr        | \$725,000   | \$725,000   |          | Colonial                  | 4  | 2  | 1  | 9 / 9    |
| CLS    | 2332 Rosedown Dr        | \$729,900   | \$750,000   |          | Colonial                  | 3  | 2  | 1  | 4 / 4    |
| CLS    | 2414 Rosedown Dr        | \$772,500   | \$705,000   |          | Colonial                  | 5  | 3  | 1  | 11 / 11  |
| CLS    | 2316 Saint Bedes Ct     | \$795,000   | \$863,500   |          | Colonial                  | 4  | 2  | 1  | 5 / 5    |
| CLS    | 2321 Saint Bedes Ct     | \$749,000   | \$700,000   |          | Colonial                  | 4  | 2  | 1  | 44 / 44  |
| CLS    | 2240 Sanibel Dr         | \$575,000   | \$610,000   | \$400    | Split Level               | 4  | 3  |    | 4 / 4    |
| CLS    | 2019 Soapstone Dr       | \$800,000   | \$830,000   |          | Colonial                  | 5  | 2  | 1  | 6 / 6    |
| CLS    | 2600 Soapstone Dr       | \$890,000   | \$900,000   |          | Dutch                     | 5  | 2  | 1  | 0 / 0    |
| CLS    | 2607 Soapstone Dr       | \$739,000   | \$739,000   | \$5,000  | Contemporary, Split Level | 4  | 2  |    | 8 / 8    |
| CLS    | 1982 Solaridge Ct       | \$825,000   | \$835,335   |          | Contemporary              | 3  | 2  | 1  | 4 / 4    |
| CLS    | 11612 Sourwood Ln       | \$880,000   | \$880,000   | \$5,000  | Split Level               | 4  | 3  |    | 6 / 6    |
| CLS    | 11628 Sourwood Ln       | \$950,000   | \$940,000   | \$1,700  | Colonial                  | 5  | 3  | 1  | 8 / 8    |
| CLS    | 2521 Spanish Moss Ct    | \$800,000   | \$825,000   |          | Contemporary              | 4  | 3  |    | 11 / 11  |
| CLS    | 2639 Steeplechase Dr    | \$899,900   | \$875,000   |          | Colonial                  | 6  | 3  | 1  | 52 / 131 |
| CLS    | 2222 Stirrup Iron Ln    | \$699,900   | \$693,000   |          | Colonial                  | 3  | 2  | 1  | 6 / 6    |
| CLS    | 2120 Thomas View Rd     | \$788,000   | \$806,000   |          | Colonial                  | 4  | 2  | 1  | 5 / 5    |
| CLS    | 12641 Thunder Chase Dr  | \$775,000   | \$795,000   | \$20,000 | Colonial                  | 4  | 2  | 1  | 8 / 8    |
| CLS    | 12311 Tigers Eye Ct     | \$515,000   | \$515,000   |          | Split Level               | 3  | 3  |    | 10 / 10  |
| CLS    | 11122 Timberhead Ln     | \$899,000   | \$920,500   | \$10,000 | Colonial                  | 4  | 3  | 1  | 10 / 10  |
| CLS    | 11808 Tree Fern Ct      | \$844,900   | \$885,000   |          | Contemporary              | 4  | 3  |    | 5 / 5    |
| CLS    | 11813 Triple Crown Rd   | \$999,000   | \$1,122,000 |          | Colonial, Other           | 5  | 3  | 2  | 5 / 5    |
| CLS    | 12005 Whip Rd           | \$850,000   | \$910,000   |          | Mid-Century Modern        | 5  | 3  |    | 3 / 3    |
| CLS    | 2309 Whitetail Ct       | \$585,000   | \$625,000   | \$300    | Colonial                  | 4  | 2  | 1  | 6 / 6    |
| CLS    | 2501 Wood Fern Ct       | \$799,000   | \$710,000   |          | Colonial                  | 4  | 2  | 1  | 30 / 30  |

# 2022 Listings: Detached Homes in Zip Code 20194

Properties Listed January 1 - October 1, 2022

| Status | Address               | List Price  | Sold Price | Subsidy | Style                   | BR | FB | HB | DOM/CDOM  |
|--------|-----------------------|-------------|------------|---------|-------------------------|----|----|----|-----------|
| ACT    | 1504 Elk Point Dr     | \$925,000   |            |         | Colonial                | 4  | 2  | 1  | 32 / 32   |
| ACT    | 11270 Stones Throw Dr | \$1,599,000 |            |         | Colonial                | 5  | 4  | 1  | 137 / 140 |
| ACT    | 1500 Turtle Rock Ln   | \$1,100,000 |            |         | Colonial                | 4  | 4  | 1  | 52 / 52   |
| A/C    | 1630 Autumnwood Dr    | \$1,050,000 |            |         | Craftsman, Trad, Trans  | 5  | 3  | 1  | 4 / 4     |
| A/C    | 1667 Cedar Hollow Way | \$824,999   |            |         | Contemporary            | 4  | 3  | 1  | 29 / 29   |
| A/C    | 1265 Lamplighter Way  | \$949,900   |            |         | Colonial                | 3  | 3  | 1  | 1 / 1     |
| A/C    | 1618 Woodstock Ln     | \$999,000   |            |         | Contemporary            | 3  | 2  | 1  | 10 / 10   |
| PND    | 1206 Bishopsgate Way  | \$1,100,000 |            |         | Victorian               | 5  | 3  | 1  | 4 / 4     |
| PND    | 11057 Bishopsgate Ct  | \$989,900   |            |         | Transitional, Victorian | 4  | 3  | 1  | 61 / 61   |
| PND    | 12012 Creekbend Dr    | \$999,980   |            |         | Colonial                | 4  | 5  | 1  | 2 / 2     |
| PND    | 1604 N Village Rd     | \$1,695,000 |            |         | Transitional            | 5  | 4  | 1  | 10 / 10   |
| PND    | 1655 York Mills Ln    | \$685,000   |            |         | Colonial                | 3  | 3  | 1  | 5 / 5     |

# 2022 Listings: Detached Homes in Zip Code 20194 (cont.)

Properties Listed January 1 - October 1, 2022

| Status | Address                 | List Price  | Sold Price   | Subsidy  | Style                      | BR | FB | HB | DOM/CDOM |
|--------|-------------------------|-------------|--------------|----------|----------------------------|----|----|----|----------|
| CLS    | 1224 Bishopsgate Way    | \$1,200,000 | \$1,315,000  |          | Colonial, Traditional      | 4  | 4  | 1  | 5 / 5    |
| CLS    | 11050 Bishopsgate Ct    | \$900,000   | \$920,000    | \$2,000  | Victorian                  | 4  | 2  | 1  | 5 / 5    |
| CLS    | 11250 Bright Pond Ln    | \$1,175,000 | \$1,272,200  | \$3,600  | Contemporary               | 5  | 4  | 1  | 0 / 0    |
| CLS    | 11264 Bright Pond Ln    | \$1,799,000 | \$1,735,000  |          | Colonial, Contemp, Trans   | 5  | 4  | 1  | 2 / 2    |
| CLS    | 11311 Bright Pond Ln    | \$1,595,000 | \$1,498,238  |          | Colonial                   | 5  | 4  | 1  | 40 / 40  |
| CLS    | 11103 Burywood Ln       | \$1,350,000 | \$1,450,000  |          | Colonial                   | 4  | 4  | 2  | 7 / 7    |
| CLS    | 1657 Cedar Hollow Way   | \$812,000   | \$830,000    |          | Contemporary               | 4  | 3  | 1  | 7 / 7    |
| CLS    | 1670 Cedar Hollow Way   | \$780,000   | \$807,500    |          | Contemporary               | 3  | 3  |    | 6 / 6    |
| CLS    | 1675 Cedar Hollow Way   | \$874,950   | \$875,000    |          | Contemporary               | 4  | 3  | 1  | 10 / 10  |
| CLS    | 1677 Cedar Hollow Way   | \$900,000   | \$915,000    |          | Contemporary               | 3  | 3  |    | 5 / 5    |
| CLS    | 1255 Center Harbor Pl   | \$1,295,000 | \$1,300,000  |          | Colonial                   | 5  | 3  | 1  | 4 / 19   |
| CLS    | 12044 Creekbend Dr      | \$1,285,000 | \$1,200,000  |          | Colonial                   | 5  | 4  | 1  | 19 / 19  |
| CLS    | 11206 Crossbeam Ct      | \$855,000   | \$857,000    |          | Contemporary               | 5  | 3  | 1  | 7 / 7    |
| CLS    | 11626 Deer Forest Rd    | \$1,049,000 | \$1,030,000  |          | Traditional                | 5  | 3  | 1  | 43 / 43  |
| CLS    | 11874 Fawn Ridge Ln     | \$1,039,000 | \$1,165,000  |          | Colonial                   | 5  | 3  | 1  | 7 / 7    |
| CLS    | 11924 Fawn Ridge Ln     | \$975,000   | \$1,110,000  |          | Colonial                   | 4  | 3  | 1  | 5 / 5    |
| CLS    | 1297 Golden Eagle Dr    | \$1,150,000 | \$1,250,000  |          | Colonial                   | 5  | 3  | 1  | 5 / 5    |
| CLS    | 11955 Grey Squirrel Ln  | \$885,000   | \$840,000    |          | Traditional                | 5  | 3  | 1  | 1 / 91   |
| CLS    | 10863 Grovehampton Ct   | \$949,900   | \$1,000,000  |          | Colonial                   | 4  | 3  | 1  | 3 / 3    |
| CLS    | 11578 Hemingway Dr      | \$875,000   | \$906,000    |          | Contemporary               | 3  | 2  | 1  | 5 / 5    |
| CLS    | 12037 Lake Newport Rd   | \$925,000   | \$931,000    |          | Colonial                   | 5  | 3  | 1  | 6 / 6    |
| CLS    | 1160 Markell Ct         | \$1,499,999 | \$1,750,000  |          | Colonial                   | 5  | 4  | 1  | 2 / 2    |
| CLS    | 1158 Meadowlook Ct      | \$1,250,000 | \$1,325,000  |          | Colonial                   | 4  | 3  | 1  | 5 / 5    |
| CLS    | 11904 Moss Point Ln     | \$740,000   | \$740,000    |          | Contemporary               | 3  | 3  |    | 1 / 1    |
| CLS    | 11917 Moss Point Ln     | \$820,000   | \$790,000    |          | Contemporary               | 4  | 3  |    | 41 / 41  |
| CLS    | 1268 New Bedford Ln     | \$1,399,000 | \$1,400,000  |          | Colonial                   | 5  | 4  | 1  | 6 / 6    |
| CLS    | 1204 Night Star Ct      | \$975,000   | \$1,170,000  |          | Contemporary               | 5  | 3  | 1  | 0 / 0    |
| CLS    | 1112 Northwind Dr       | \$989,000   | \$1,100,000  |          | Transitional               | 5  | 3  | 1  | 0 / 0    |
| CLS    | 11708 Old Bayberry Ln   | \$785,000   | \$850,000    |          | Colonial                   | 3  | 3  | 1  | 5 / 5    |
| CLS    | 11709 Old Bayberry Ln   | \$775,000   | \$890,000    |          | Colonial                   | 4  | 3  | 1  | 4 / 4    |
| CLS    | 11713 Old Bayberry Ln   | \$877,500   | \$877,500    |          | Traditional                | 3  | 2  | 1  | 1 / 1    |
| CLS    | 11600 Old Brookville Ct | \$885,000   | \$885,000    |          | Transitional               | 3  | 3  | 1  | 4 / 4    |
| CLS    | 11673 Post Mills Ln     | \$975,000   | \$975,000    |          | Colonial                   | 4  | 3  | 1  | 7 / 7    |
| CLS    | 1307 Quail Ridge Dr     | \$915,000   | \$915,000    |          | Colonial                   | 4  | 2  | 1  | 4 / 4    |
| CLS    | 11631 Quail Ridge Ct    | \$925,000   | \$993,000    |          | Colonial                   | 5  | 3  | 1  | 4 / 4    |
| CLS    | 1300 Red Hawk Cir       | \$1,150,000 | \$1,160,000  |          | Contemporary               | 5  | 4  |    | 1 / 1    |
| CLS    | 1336 Red Hawk Cir       | \$1,099,000 | \$1,210,000  |          | Traditional                | 4  | 4  | 1  | 2 / 2    |
| CLS    | 1338 Red Hawk Cir       | \$949,900   | \$1,160,000  |          | Contemporary, Loft         | 5  | 4  |    | 2 / 2    |
| CLS    | 1560 Regatta Ln         | \$1,050,000 | \$1,025,000  |          | Colonial                   | 4  | 3  | 1  | 9 / 9    |
| CLS    | 1589 Regatta Ln         | \$999,000   | \$1,050,000  |          | Transitional               | 4  | 4  | 1  | 4 / 4    |
| CLS    | 1100 Round Pebble Ln    | \$1,399,000 | \$1,400,000  |          | Colonial                   | 5  | 4  | 1  | 7 / 7    |
| CLS    | 1102 Round Pebble Ln    | \$1,299,000 | \$1,404,510  |          | Colonial                   | 5  | 4  | 1  | 5 / 5    |
| CLS    | 1309 Stable Farm Ct     | \$949,000   | \$925,000    |          | Other, Traditional         | 4  | 2  | 1  | 21 / 21  |
| CLS    | 11676 Stockbridge Ln    | \$824,999   | \$850,000    |          | Colonial                   | 3  | 2  | 1  | 5 / 5    |
| CLS    | 11684 Stockbridge Ln    | \$869,900   | \$890,000    |          | Colonial                   | 3  | 3  | 1  | 7 / 7    |
| CLS    | 11286 Stones Throw Dr   | \$1,450,000 | \$1,750,000  |          | Colonial                   | 4  | 4  | 1  | 4 / 4    |
| CLS    | 1622 Stowe Rd           | \$799,000   | \$901,000.50 |          | Cape Cod                   | 4  | 3  | 1  | 6 / 6    |
| CLS    | 1642 Stowe Rd           | \$775,000   | \$765,000    |          | Colonial                   | 4  | 2  | 1  | 15 / 40  |
| CLS    | 1230 Tottenham Ct       | \$1,249,000 | \$1,350,000  |          | Colonial                   | 5  | 4  | 1  | 2 / 2    |
| CLS    | 11508 Turnbridge Ln     | \$945,000   | \$945,000    |          | Contemporary               | 4  | 3  | 1  | 10 / 10  |
| CLS    | 12003 Walnut Branch Rd  | \$850,000   | \$810,000    |          | Contemporary               | 3  | 2  | 1  | 0 / 0    |
| CLS    | 12104 Walnut Branch Rd  | \$1,200,000 | \$1,100,000  |          | Colonial                   | 5  | 4  | 1  | 6 / 6    |
| CLS    | 11300 Water Pointe Cir  | \$1,100,000 | \$1,105,000  | \$10,000 | Contemporary               | 5  | 3  | 1  | 7 / 7    |
| CLS    | 11301 Water Pointe Cir  | \$1,100,000 | \$1,040,000  |          | Contemporary               | 4  | 4  | 1  | 15 / 15  |
| CLS    | 1480 Waterfront Rd      | \$1,650,000 | \$1,850,100  |          | Contemporary               | 5  | 4  | 1  | 3 / 3    |
| CLS    | 11092 Whitstone Pl      | \$1,448,800 | \$1,575,000  |          | Colonial                   | 6  | 5  | 1  | 0 / 0    |
| CLS    | 1650 Wild Pine Way      | \$1,100,000 | \$1,175,000  |          | Contemporary               | 6  | 3  | 1  | 3 / 3    |
| CLS    | 1652 Wild Pine Way      | \$950,000   | \$985,000    |          | Contemporary, Transitional | 5  | 3  |    | 1 / 1    |
| CLS    | 11330 Woodbrook Ln      | \$1,075,000 | \$1,075,000  |          | Colonial                   | 6  | 3  | 1  | 6 / 6    |
| CLS    | 11505 Woodstock Way     | \$875,000   | \$890,000    |          | Contemporary               | 4  | 2  | 1  | 2 / 23   |

ACT: Active properties.

A/C: Contract on property – property continues to be shown per owner’s authorization.

PND: Property is under contract – no contingencies remaining.

CLS: Property has sold and settled (only for these do we have full contract data).

DOM/CDOM: Days on the Market – number of consecutive days a property has been listed by a listing agent/

Cumulative Days on the Market – number of consecutive days a property has been listed regardless of listing agent.

Copyright © 2022 Bright MLS. Information is believed to be accurate, but should not be relied upon without verification.